

CARRON

BATHROOM & INTERIORS *Magazine*

ISSUE 2

Inspired by Art Deco

*Built by Carron Bathrooms.
The new Highgate Range.*



News & Trends

Find out what's happening with Carron Bathrooms and the world of bathrooms and interiors.

ColourMatch

We explore the possibilities with Carron's new for 2018, ColourMatch service.

Style Guides

From patterns to patina. We check out Metro tiles and using natural materials in our style guides.

Supplier Focus

From kitchen table to global brand, find out more about Arran, Sense of Scotland.

Carron Bathrooms

Carron Bathrooms is the UK's premier bath manufacturer. Every bath is hand finished to the exacting standards that have been our benchmark since the first Carron works opened in 1759.

GET IN TOUCH

ADDRESS:
Carron Bathrooms Limited
North Carron Works
Stenhouse Rd
Falkirk FK2 8UW
Scotland
United Kingdom

TEL: +44 (0)1324 638 407
EMAIL: info@carronbathrooms.com

FOLLOW US

FACEBOOK: [facebook/carronbathrooms](https://www.facebook.com/carronbathrooms)
TWITTER: [@CarronBathrooms](https://twitter.com/CarronBathrooms)
YOUTUBE: www.youtube.com/CarronbathroomsUK
PINTEREST: [uk.pinterest.com/carronbathrooms/](https://www.pinterest.com/carronbathrooms/)

carronbathrooms.com

Credits

PHOTOGRAPHY
MARK K SEAGER,
GRAHAM WYLIE

DESIGN
SEVENFIVE
CREATIVE


ILLUSTRATIONS
EDWARD MCGOWAN,
MARCUS MARRITT

ON THE COVER

COVER
PHOTOGRAPHY
MARK K SEAGER



 carron



Contents

REGULARS

- 05_** **Welcome**
A welcome to the second issue from Commercial Director, James McMorrine.
- 06_** **News + Trends**
A range of Carron updates, industry news and interior trends.
- 12_** **Range Focus: Quantum**
A simple, stylish range with bags of features. Quantum, where style and practicality combine.
- 28_** **Range Focus: Halcyon**
Introducing the Halcyon. Our statement range that doesn't compromise on usability.
- 32_** **FAQs: Carronite™**
What are the benefits of Carronite™? Check our handy guide and find out.
- 34_** **Style Guide: Pattern Recognition**
Metro pattern tiles are both timeless and modern. Find out more in our style guide.
- 38_** **Bathing Guide: Wellness Bathrooms**
Turn your bathroom into a sanctuary of health and wellbeing.
- 48_** **FAQs: Cleaning**
Keep your Carron bath looking as good as possible for as long as possible.
- 50_** **Style Guide: Keep it Natural**
Our guide to using natural products and finishes in your bathroom for a warm, inviting feel.
- 58_** **Bathing Guide: Showering Bathrooms**
Bathrooms that work hard for busy families need baths that work hard, too.
- 60_** **Product Range**
Our entire range in a new, easy to view format.
- 66_** **Product Focus: Arran, A Sense of Scotland**
An introduction to the Aloe Vera products from Arran's Apothecary Range.



54_

16_



FEATURES

08_

Carron History: **How we built this**

Carron Bathrooms has come a long way since its original buyout in the 1980's. Here our Directors, past and present, give us an insight into building a company like Carron.

16_

Cover Feature: **Inspired by Art Deco**

Highgate is one of the boldest statements our design team have ever made. Here we introduce you to our new, high-end, Art Deco inspired bath range.

40_

ColourMatch

Avocado might be a thing of the past. With Carron's ColourMatch service, the bathroom is your platform to make a bold, colourful statement.

54_

Supplier Focus: **Arran, A Sense of Scotland**

From humble beginnings at the kitchen table to becoming one of Scotland's most respected brands, Brand Director, Andrew Russell explains the Arran, Sense of Scotland story.

40_



Welcome

Welcome to the second edition of the Carron Magazine. As is often said in music, the second album is the "difficult" one! Fortunately here at Carron we have been even busier than normal since we released the first, so we are not short of content or features.

We are delighted to be showcasing "Highgate", a completely new range, and our take on the resurgent traditional designs that have created such a buzz recently in the industry.

Also debuting, is ColourMatch, the latest addition to our Freestanding offer. Our technical team have designed a "drop-in" bath base, compatible with our 1700 x 750 double ended baths. This offers our customers an opportunity to have their favourite model as a freestanding bath. To create a truly bespoke feel, we can match the finish to a colour of their choice in our newly developed paint laboratory.

Of course, Carron is about more than baths, and inside we turn the spotlight on two of the architects of the modern Carron Bathrooms, former Technical Director, Allan Lawson and David McMorrine, the co-owner of Carron and until recently the Managing Director and Chairman. They bring memories, insight and a few laughs about the more recent journey of a company with heritage dating back to 1759. We also chat with Andrew Russell of Arran, Sense of Scotland, another Scottish based company with an interesting history, and supplier of the complimentary Gift Set being offered with our new Highgate range.

I sincerely hope that you enjoy learning more about Carron, our products and our people, and that this edition doesn't disappoint...

JAMES McMORRINE
COMMERCIAL DIRECTOR

NEWS + TRENDS

The latest news,
industry and bathroom
trends from Carron.

HERITAGE STYLE



Don't call it a comeback

Every couple of years the world of design and interiors hail the comeback of retro, vintage and traditional styles. There will always be a place for sleek, modern designs but the reason these heritage styles continue to feature comes down the quality of their design.

Carron Bathrooms' heritage dates back to the 18th Century, therefore many of the designs re-emerging in the bathroom are not entirely new to Carron! Of course, modern manufacturing techniques offer Carron the opportunity to continually redevelop their "retro" portfolio of baths and panels. The flagship design is the Highgate family of baths (p16), inspired by classic Art Deco design. The smooth stylings of mid-century design, and the subtle curves and details of Victorian and Georgian design will give your space a timeless look and feel.

Above: Highgate
Freestanding bath.

COLOUR TRENDS

Life in Colour

When people think of colour in the bathroom, most remember the dreaded peach and avocado stylings of the 70's and 80's. This approach to colour is a thing of the past, however, as interior designers and stylists the world over embrace bold colour schemes.

Bright colours bring a freshness to bathrooms while rich tones can transform the smallest room in the house into a cosy retreat. No matter how bright you go, pottery and sanitary wear will always be white which helps keep things under control. Look outside the home for inspiration but remember to stick to a theme, you don't want too much of a good thing.

Colour of the Year 2018

In the year that Carron launch their new #ColourMatch service it seems only fitting that 2018's Pantone Colour of the Year is the impressive Ultra Violet.

According to Pantone, Ultra Violet 'communicates originality, ingenuity and visionary thinking'. And as the preferred colour of Frank Lloyd Wright, ditto Wagner and of course, Prince, we can only agree.

Pantone Ultra Violet





HOW WE BUILT THIS

Carron has existed in many forms since it was first established in 1759, but a management buyout in 1982 led to the Carron Bathrooms we know today.

To find out more about the changes that took place in the business from the 1980's to the present day we spoke to two of the key architects in this change. Former Technical Director Allan Lawson and David McMorrine, the co-owner of Carron and until recently the Managing Director and Chairman. Here they give some insight into what it takes to create a company like Carron Bathrooms.

Q. When and how did Carron Company become Carron Plastics?

Allan Lawson: The change to Carron Plastics happened around 1970 as it had been going for a couple of years before I started in 1974 but when the company went into receivership in 1982, five of us bought it with help from the Scottish Development Agency and a mortgage on our house. Ultimately the inspiration for buying Carron was to save our jobs.

David McMorrine: Had the business not been saved, it would have decimated the local community that had been built around the Carron Company.

AL: The Managing Director at the time, Cliff Fenna approached me to become Technical Director. He also approached a salesman and an accountant to ultimately create a team of five to run the company. We started with six bath models and worked our way up from there.

Q. David, what brought you to Carron?

DM: I had been working in manufacturing for almost twenty years but had ambitions to own my own business. I believed my experience could enhance an existing operation and Carron was perfect, not least because I lived only 30 minutes away from the factory. I had been looking for investment opportunities and an accountant put me in touch with an equity

investor, John Hewitt and we still own the business together almost two decades on.

Q. Alan, when did you step back from the business?

AL: In 2010, I had given 28 years to the business and felt it was time to take a break although I've always kept close ties to Carron and David over the years.

Q. What big changes affected the business?

AL: The Avocado Moment. When coloured baths fell out of favour it actually allowed us to streamline our purchasing as we no longer had to stock various colours of acrylic. We could buy white acrylic in larger quantities and it helped reduce the costs of manufacturing the baths themselves.

DM: One of the biggest changes was the way we designed baths. In the 1980's and 90's we effectively made what we were asked to make. As we moved into the 2000's we were listening more to the customers needs and using that information to control what we designed.

AL: You can't compromise design for price. This led to the first clip-in panels that were popular in the Greek market. These were built to the same quality as the baths and created a more superior product. We also started to design baths that answered the customers needs and we started to take products and ideas to them. It is a continual process that

allowed Carron to start to innovate as opposed to being lead. Innovation helped us gain more control over the product.

Q. What has changed in the way of business culture?

AL: We once used Hercules the Bear to promote Carronite. We decided to book him for a photoshoot and spent the day trying to tempt a 50 stone grizzly bear into a bathtub with chicken legs. But as funny as that was it was our way of promoting Carronite as an everyday luxury and not just for contract work. It was trying at the time and not something you would see now but it worked.

Q. What business achievements are you most proud of?

DM: There have been a number of things over the years but In 2001 we invested £250k in a Vertical Thermoformer machine which allowed us to create better quality baths faster and more efficiently. We had to borrow money to do it but it paid off in the long run.

Q. What products are you most proud of?

AL: The Delta was really our first bath sold on design but it was also created in a way that allowed more efficient transport to overseas customers therefore increasing the margins when selling abroad. This was no longer a 'me too' product, this was true innovation from Carron. And you can't build battleships, people want a practical bath that is beautiful, too.

Q&A



DM: After this we launched our first Showerbath. At first we thought it would be a niche product as it was completely unique but it proved very popular. We thought we would sell 100 in a year yet our first order was for 100.

We were leaders when it came to minimalist design and that gave our baths the flexibility needed to be placed in any bathroom style. You need to commit and not just create single baths but create a range of sizes. With these ranges people had a greater level of choice when they bought from Carron.

Q. So what are the plans for Carron's future?

DM: We'll keep moving forward. Keep innovating. We've never compromised on design and the materials we use and that has allowed us to keep the Carron name synonymous with quality.



AL: Things have changed massively in the relatively short time since I was involved with the business. I do sometimes miss it and all the people and characters I met over the years but it's good to know that Carron Bathrooms is still going from strength to strength.

Quantum


RANGE

Our bath ranges are designed for a variety of different reasons, functions and styles. But what happens when your bath needs to be all of these things? For this we designed the Quantum Range. A simple, stylish bath that has practicality at its core.



Available:
6 MODELS
31 SIZES

Design Features:
**ECO FRIENDLY
ACCESSIBILITY**




W

Understated is not always a word associated with new product design, however during the inception of the Quantum family in 2008, the design team at Carron were conscious that in a rapidly changing economic landscape, their new range of bath tubs needed to be just that.

Colour in bath tubs and ceramics was now a thing of the past, replaced with a clean white finish, with colour subtly introduced through furniture or tiles. The Quantum range's remit was to create a design that could be adapted into not only different sizes but variations of design (Single Ended, Double Ended, Showerbath, gripped, eco-friendly) while remaining perfectly compatible with the emerging movement towards minimalist design.

Consumers and designers alike were now looking for greater value as installation budgets reduced. The Quantum bath design was launched in 2009 and instantly created market appeal, epitomising Carron's commitment to high quality manufacturing and on-trend design.

Over the next five years, the versatility of the Quantum design lent itself to range extensions and variations of design, culminating in no fewer than six models across an incredible thirty-one sizes, ensuring that regardless of design, space or practicality the Quantum family is as relevant now as it was at its launch almost a decade ago.



Once the Quantum's popularity was established, Carron were able to provide a different solution with each model released.

For the Quantum Range, it's the Eco and Spacesaver models that add something unique. With its shallower bathing depth, the Eco has the look and feel of a standard Quantum Integra but uses less water to fill – helpful for areas where water rates are at a premium. The Spacesaver tackles the space issue. Rather than resorting to a shower cubicle in a small bathroom, the Spacesaver provides a full-length bath with a much reduced footprint.

All in, when it comes to a combination of design and practicality, the Quantum Range does it all.

For full specification and more information on the Quantum Range, visit www.carronbathrooms.com

The Quantum Range



Quantum Duo

FEATURES:

LENGTH x WIDTH	HEIGHT	DEPTH	CAPACITY
1700 x 700mm	515mm	410mm	165 Litres
1700 x 750mm	540mm	430mm	190 Litres
1700 x 800mm	540mm	440mm	200 Litres
1800 x 800mm	540mm	440mm	230 Litres
1900 x 900mm	570mm	450mm	350 Litres



Quantum Integra

FEATURES:

LENGTH x WIDTH	HEIGHT	DEPTH	CAPACITY
1500 x 700mm	515mm	410mm	198 Litres
1600 x 700mm	515mm	410mm	213 Litres
1650 x 700mm	515mm	410mm	216 Litres
1700 x 700mm	515mm	410mm	228 Litres
1700 x 750mm	540mm	430mm	240 Litres
1700 x 800mm	540mm	440mm	267 Litres
1800 x 800mm	540mm	440mm	285 Litres



Quantum Integra Eco

FEATURES:

LENGTH x WIDTH	HEIGHT	DEPTH	CAPACITY
1500 x 700mm	430mm	345mm	152 Litres
1500 x 700mm	515mm	345mm	152 Litres
1600 x 700mm	430mm	345mm	165 Litres
1600 x 700mm	515mm	345mm	165 Litres
1700 x 700mm	430mm	345mm	174 Litres
1700 x 700mm	515mm	345mm	174 Litres



Quantum Spacesaver

FEATURES:

LENGTH x WIDTH	HEIGHT	DEPTH	CAPACITY
1700 x 400-750mm	540mm	420mm	211 Litres

Available in right hand or left hand. Right hand shown.



Quantum SE

FEATURES:

LENGTH x WIDTH	HEIGHT	DEPTH	CAPACITY
1500 x 700mm	515mm	410mm	198 Litres
1600 x 700mm	515mm	410mm	213 Litres
1600 x 800mm	540mm	430mm	247 Litres
1700 x 700mm	515mm	410mm	228 Litres
1700 x 750mm	540mm	430mm	240 Litres
1700 x 800mm	540mm	440mm	267 Litres
1700 x 900mm	540mm	440mm	318 Litres
1800 x 725mm	540mm	440mm	266 Litres
1800 x 800mm	540mm	440mm	285 Litres

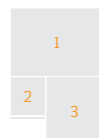


Quantum

FEATURES:

LENGTH x WIDTH	HEIGHT	DEPTH	CAPACITY
1500 x 700-850mm	540mm	420mm	229 Litres
1600 x 700-850mm	540mm	420mm	250 Litres
1700 x 700-850mm	540mm	420mm	265 Litres

Available in right hand or left hand. Left hand shown.



Featured Baths:

- [1] **QUANTUM SHOWERBATH**
- [2] **QUANTUM SE**
- [3] **QUANTUM INTEGRA.**

Featured Bath:
HIGHGATE FREESTANDING



COVER FEATURE

INSPIRED BY
ART DECO
BUILT BY
CARRON

PHOTOGRAPHY **MARK K SEAGER**

Bathroom styles, like all design, follow trends and cycles, so when the team at Carron noticed a resurgence in traditional bath design, they knew they had an opportunity to make a real statement with their latest model. For this they choose Art Deco, formed from different sources and influences, all of which helped create Highgate.



Featured Bath:

HIGHGATE FREESTANDING

Our Highgate Freestanding model is the statement bath for 2018, and takes traditional bath styling to the next level. Featuring bespoke designed overflow and waste and a chrome trim detail on the base plinth that continues the theme. All ensuring the Highgate stands out from the rest.





Featured Bath:

**HIGHGATE
SHOWERBATH**

The style impact of Highgate combines well with the practicality of a showerbath. This new model comes with custom filler and waste all incorporating the unique Highgate styling.

All baths in the Highgate range are only available in our Carronite finish to add to the luxury feel.





Featured Bath:

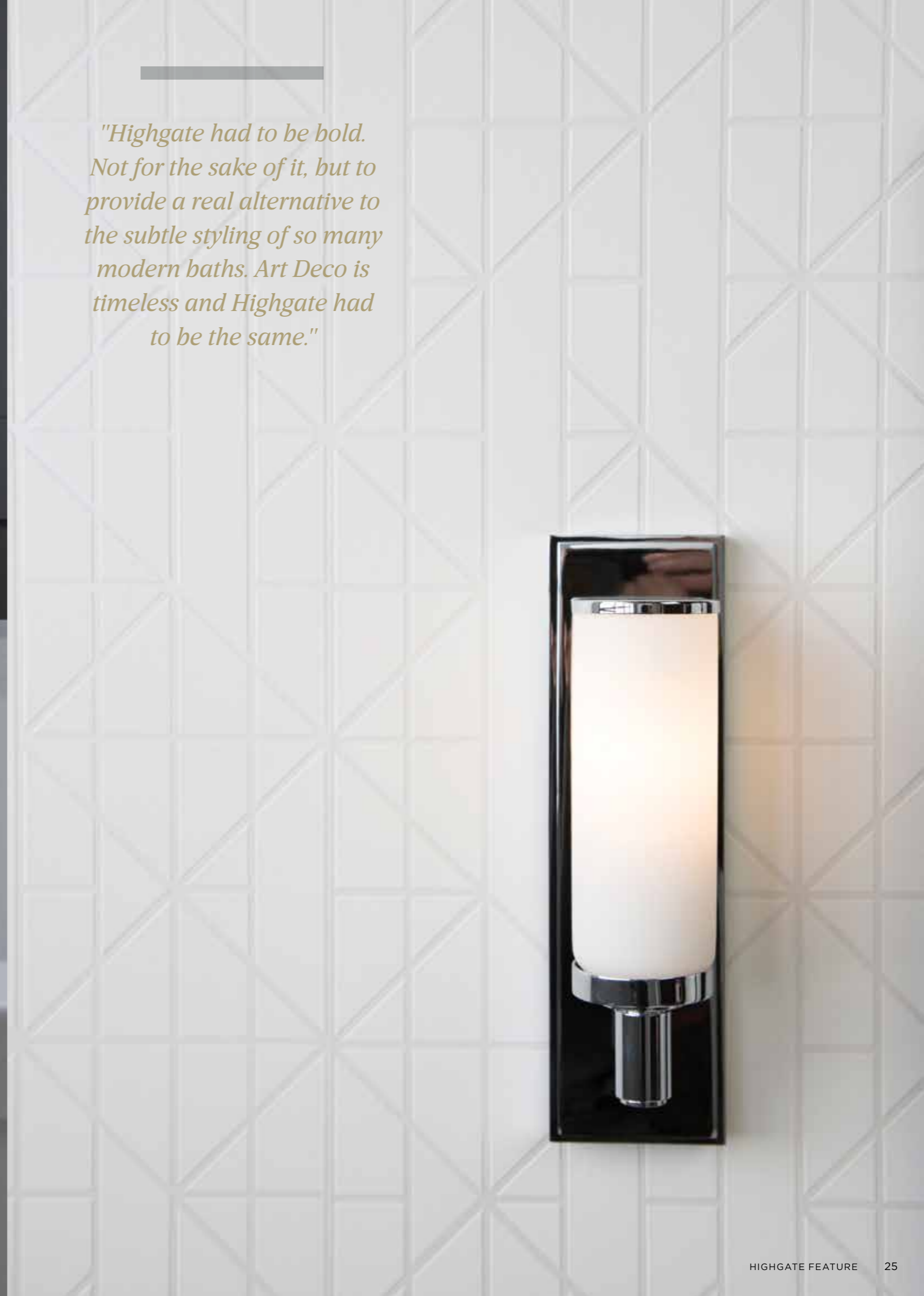
HIGHGATE DUO

Every aspect of the Double End model is unique. As with the rest of the Highgate range, the waste and filler are designed specially. The Double end also comes with the option of a single grip fitted opposite the overflow.

For the Highgate photoshoot, Carron Bathrooms used Barber Wilsons taps supplied by Hays of Erroll in Aberdeen.
haysoferroll.co.uk



*"Highgate had to be bold.
Not for the sake of it, but to
provide a real alternative to
the subtle styling of so many
modern baths. Art Deco is
timeless and Highgate had
to be the same."*





Featured Bath:

HIGHGATE SE

The Highgate range brings the style and elegance of Art Deco to this Single End model. As with all our Highgate baths, the Single End has bespoke designed overflow and waste as well as grips individually styled to help reflect the 1920's theme. To continue the theme, a unique etched Highgate Shower Screen was design specifically for the range.

When you purchase a bath from our new Highgate range, you will receive a selection of products from the Arran, Sense of Scotland Apothecary Range as a free gift (p70).



RANGE FOCUS:

Halcyon

RANGE

Available:

3 MODELS
3 SIZES

Design Features:

MODERN
CARRONITE™

Sometimes you need your bath to be stylish, make a statement and also perform as a usable, everyday tub. With the Halcyon Range from Carron, finished exclusively in Carronite™, you'll get the style and comfort you need and still make an impact.

S

“When the commercial team approached me about designing a bath with all the impact and benefits of a freestanding tub, but also the practical installation benefits of a back to wall model, my mind instantly turned to the Halcyon” explains Jim Mathieson, Technical Director at Carron Bathrooms. “One of the great advantages of working for Carron is that design drives the process of new product introduction, which means I am not just restricted to my concepts, inspiration can be taken from anywhere – keeping costs in mind of course!”

The Halcyon design has been the flagship product for Carron's Freestanding department for almost a decade, utilising traditional laminating techniques and modern finishing flair.

“Floor mounted, freestanding bath tubs became the design of choice, overtaking the traditional claw-feet models that date back to the original Carron company in the 19th Century” says Jim. “By manufacturing exclusively in our Carronite finish, our customers experience all the benefits of heat retention and additional rigidity, but with the added benefit of a clean one-piece panel in either an oval or square shape, with colour options”.



“with the Halcyon ‘D’ I was able to create a striking panel in white or granite that became the understated centrepiece within the bathroom.”

As Carron know only too well, the market is the true measurement of design success, so with the Halcyon a firm favourite, Jim went back to its origins to create the Halcyon ‘D’.

“I am fortunate, that I spend a significant portion of my time talking to customers, designers and installers” Jim continues “by utilising the information from these conversations, I was able to extend the popular Halcyon range into a back to wall bath, whilst adding the practical features that our customers were looking for”.

“When baths or bathroom products are advertised, it usually involves Freestanding tubs as they are the most striking. In reality though, very few bathrooms can accommodate these baths in a setting that matches their expectations, so with the Halcyon ‘D’ I was able to create a striking panel in white or granite that became the understated centrepiece within the bathroom.”

The detachable panel makes installation straightforward as the back ledge is comfortably big enough to accommodate a modern tap, or like its freestanding equivalent a modern overflow filler.

“They say that design should have no compromise, but my experience doesn’t always reflect that” says Jim “however on the Halcyon range, we have been able to ensure a high quality product with everyday practical features that does not diminish its ‘WOW’ factor”.

For full specification and more information on the Halcyon Range, visit www.carronbathrooms.com

Featured Baths:
 [1] HALCYON SQUARE
 [2] & [3] HALCYON OVAL.



The Halcyon Range



Halcyon D

LENGTH x WIDTH	HEIGHT	DEPTH	CAPACITY
1750 x 800mm	540mm	450mm	253 Litres

Features: Back to Wall, Detachable Panel



Halcyon Oval

LENGTH x WIDTH	HEIGHT	DEPTH	CAPACITY
1750 x 800mm	610mm	450mm	270 Litres

Inset option available.



Halcyon Square

LENGTH x WIDTH	HEIGHT	DEPTH	CAPACITY
1750 x 800mm	600mm	440mm	286 Litres

Inset option available.

FAQs

CARRONITE™

They say still waters run deep and when you opt for the Carronite™ finish for your Carron bath, it's what you can't see that makes all the difference.

Carronite™ is Carron Bathrooms' unique, patented finishing system which not only adds to your bathing experience but has a range of features that can benefit your pocket and the environment.



CARRONITE™ FAQs

1



STRONGER

The increased strength delivered by the Carronite™ finish results in a stronger, more rigid bath. No more creaking when having a shower and a feeling of luxury and security when having a long soak.



2



BETTER FOR THE ENVIRONMENT

When a full bath keeps its heat for longer there's less need to top it up with hot water. That's better for your gas bill and the environment.

3



PROFESSIONAL CHOICE

Plumbers and fitters need a job to go smoothly and the last thing they need is to return to a customer because of problems. Carronite™ baths are the choice of the professional because their consistent quality is something that professionals can rely on.



4

WARMER FOR LONGER

Due to the extra finishing layers, Carronite™ baths are able to keep water temperature levels hotter for longer. Up to thirty minutes longer in some tests.

5



30 YEAR GUARANTEE

What speaks volumes about the benefits of the product is Carron's willingness to back their patented process with a 30 year guarantee on all Carronite™ baths.





PATTERN RECOGNITION

Metro tiles have been popular for years and their simple look and distinctive pattern show no sign of disappearing any time soon.



“Synonymous with New York and London subway stations, they have the ability to feel at home in traditional & modern bathrooms”



Getting the Look



HELPFUL HINT
Your tiles don't have to be bevelled as flat versions add a more modern feel.

There is always the urge to go for something new or modern when redecorating or planning a bathroom re-fit. Yet we don't always have to pick the most recent trend as some styles out there are standing the test of time.

The Profile Showerbath, with its clean, minimalist lines, is a perfect example of modern bath design. This, however, this does not define it as a bath only suitable for modern bathrooms. The subtle, tapered, one-piece panel

does not clash with tile patterns, and this is where metro tiles can create a truly distinctive bathroom design. Synonymous with New York and London Subway stations, metro tiles allow versatility whether in a traditional or modern bathroom setting.

Functional, masculine bathrooms can benefit from their simple styling just as much as feminine, relaxing spaces can and you don't have to rely on the traditional white approach as each year bring a whole new range of colours, shades and finishes to

choose from. In our opinion, Metro tiles are a design classic and with so many styles available, it seems like they are here to stay.



Frajen, Grey Bath Towel
ikea.com/gb/en/



Assorted Bottles, Muji
muji.eu



Stave, Mirror, Black-Brown
ikea.com/gb/en/



Black Linear Tiles
wallsandfloors.co.uk



Skogsta, Solid Wood Bench
ikea.com/gb/en/



White Metro Tiles
wallsandfloors.co.uk



Patterns & Textures

Having the distinctive pattern of Metro tiles doesn't mean avoiding tiling other areas or using patterns elsewhere in the bathroom. Use contrasting materials and sizes to ensure your patterns don't clash. Different finishes such as wood or paint will also help break things up.

There are a number of things you can do to turn your bathroom into a space that restores both body and mind. Here are our top five tips...

01 Scents for the senses

Everyone loves a candle, but with the added benefit of aromatherapy scents, they can do more than just create a nice atmosphere. Lavender is an ideal scent for the bathroom as it has been proven to help reduce stress and anxiety and if you are having your bath close to bedtime, it can improve the quality of your sleep. You could also try bergamot, with its ability to reduce heart rate, blood pressure and stress, it's ideal for a long, relaxing bath.

02 Colour your experience

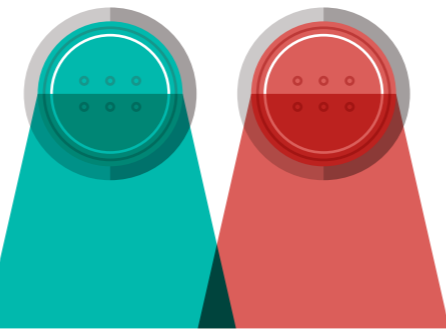
You don't have to fit out a whole new bathroom to make it a more conducive environment for wellness. With so many white, smooth surfaces, adding texture and colour through paint is a simple way to change the mood of a room. Blues are non-clinical and create a feeling of calm, while greens are recognised as the colour of relaxation.

03 Power your way to relaxation

At Carron, we supply C-Lenda Whirlpool systems. Designed by Markon in New Zealand and available in 6 configurations, the hand-fitted jets are flush with the bath wall giving a smooth, continuous surface. Over and above relaxation, whirlpool systems can improve blood circulation and ease sore muscles and joints.

04 Light up your life

Chromotherapy works on a number of levels, not least to create a warm, colourful atmosphere. Fitted into the bath (and available with some Whirlpool systems) these colour changing, LED lights can help adjust body vibrations to aid health and harmony as well as tackling conditions such as Seasonal Affective Disorder (SAD). Combine with the physical relaxation of a whirlpool bath for maximum effect.



05 Tidy bathroom, relaxed mind

Possibly the simplest tip of all! No matter how much you invest into turning your bathroom into a haven of wellness, if the place is a stressful mess, you'll never fully unwind your body and mind. Clear out clutter, chuck out unused or unusable bottles and containers and clear space for you... then take a deep breath and relax.

“Clear out clutter, chuck out unused or unusable bottles and containers and clear space for you... then take a deep breath and relax.”

BATHING GUIDE:

TOP 5 TIPS FOR

Wellness Bathrooms



LIVE LIFE IN COLOUR

White has dominated the bathroom market since the world turned its back on peach and avocado suites. Times, however, have changed. Carron's pristine, white tubs remain but with ColourMatch, the only thing that limits the colours you bring into your bathroom, is your imagination.

PHOTOGRAPHY MARK K SEAGER

The bold lines of this back to wall, Halcyon D bath go well with Concrete Grey. Adding to its modern, metropolitan, appeal.



TO FIND OUT MORE GO TO
CARRONBATHROOMS.COM/COLOURMATCH

A

Colour is not the first thing that comes to mind when we think about bathrooms. But this attitude is slowly changing with bold, saturated colours coming to the fore in 2018 and beyond.

Stylists and designers alike are increasingly looking to colour to create distinctive designs for clients looking for that individual touch. For Carron, to add a range of “on-trend” colour panels would ultimately mean that some customers would not get the bespoke finish they were looking for.

“One of our unique selling propositions is range, and in order to allow maximum creativity with our design partners, we were determined to avoid setting

creative parameters” explains Lynn Jarvie, Carron’s Marketing Manager. “We have created a ‘drop-in’ base for all of our double ended 1700x750mm bath designs to enhance our freestanding offering. However to truly expand our options we created our ColourMatch service by installing a paint studio, so that any bath could be finished in a colour of the client’s choosing, be it from a paint swatch or even a piece of fabric. We’ve already had a lot of interest from designers and stylists looking to add something different to their interiors, particularly in the hospitality sector. Best of all, by manufacturing these baths to order, we can react to changes in styles and trends as they happen.”



TO FIND OUT MORE GO TO
CARRONBATHROOMS.COM/COLOURMATCH

Our flagship Celsius model more than handles the masculine navy used here on the freestanding bath surround.



TO FIND OUT MORE GO TO
[CARRONBATHROOMS.COM/COLOURMATCH](https://carronbathrooms.com/colourmatch)



Colours can be soft yet still strong in tone. This gives you the opportunity to use bright colours and still create a restful environment. Pinks can be vibrant enough to be fun, blues strong enough to be bold. All the while, both create the ideal bathroom atmosphere.

TO FIND OUT MORE GO TO
CARRONBATHROOMS.COM/COLOURMATCH

FAQs

CLEANING YOUR BATH

One of the most common requests we receive from customers is the best way to take care of their new bath. Cleaning a bath may seem straightforward but if you follow our simple cleaning guide, you can guarantee your Carron bath will look as good as the day it was installed



BATH FAQs

1

Cleaning should be done immediately after use, whilst the bath is still warm. This way, the layer of insoluble soap, grease and dirt which would otherwise harden on the surface can be removed more easily.

2



We recommend simply using a small amount of mild detergent, or a bathroom cleaner such as CIF Cream Cleaner.

3



Avoid leaving lit cigarettes or any other heat source on or near the surface of the bath.

4



After cleaning, rinse thoroughly with clean water.

5

Do not bring into contact with sharp edges. Pointed objects could scratch the bath surface.

6

Each time after use, clean the bath thoroughly with warm soapy water.

7

In areas with particularly hard water, insoluble calcium salts may form deposits on the taps and along the water line. In order to avoid these, clean the bath with a soft sponge and detergent in hot water immediately after use. Rinse with plenty of cold water.

8



Warning: abrasive powder cleaners may scratch the surface of your bath.


KEEP IT NATURAL

Combining natural materials helps give your bathroom a warm and welcoming feel. All the while ensuring your bath looks fantastic.



“ combining different textures and finishes not only creates a warmer, more relaxing environment but helps bring out the smooth lines and clean finish of your Carron bath ”





HELPFUL HINT
 Choose a colour palette of 3 three colours max and stick to it!

Bathrooms are so often seen as functional spaces and this can inform the choices we make when decorating them. With so much water around and moisture in the air we tend to rely on durable surfaces which when used in abundance can leave your bathroom looking quite clinical.

Combining different textures and finishes not only creates a warmer, more relaxing environment but helps bring out the smooth lines and crisp finish of your Carron bath as seen here with our Quantum Integra model.

Wood is ideal, teamed with bare and painted brick or even natural finish, slate tiles. And don't forget lighting, generally treated as an afterthought in bathrooms, the light fittings you choose give you another opportunity to add a bit of style. Statement shades in both ornate and industrial styles will both complement and enhance your room. Bringing added warmth to all the natural materials and making your bathroom a place to be proud of.

Getting the Look



Vindkåre, Copper Pendant lamp
ikea.com/gb/en/



Stave, Mirror (Sprayed Copper)
ikea.com/gb/en/



Muskot, Plant Pot (Sprayed Copper)
ikea.com/gb/en/



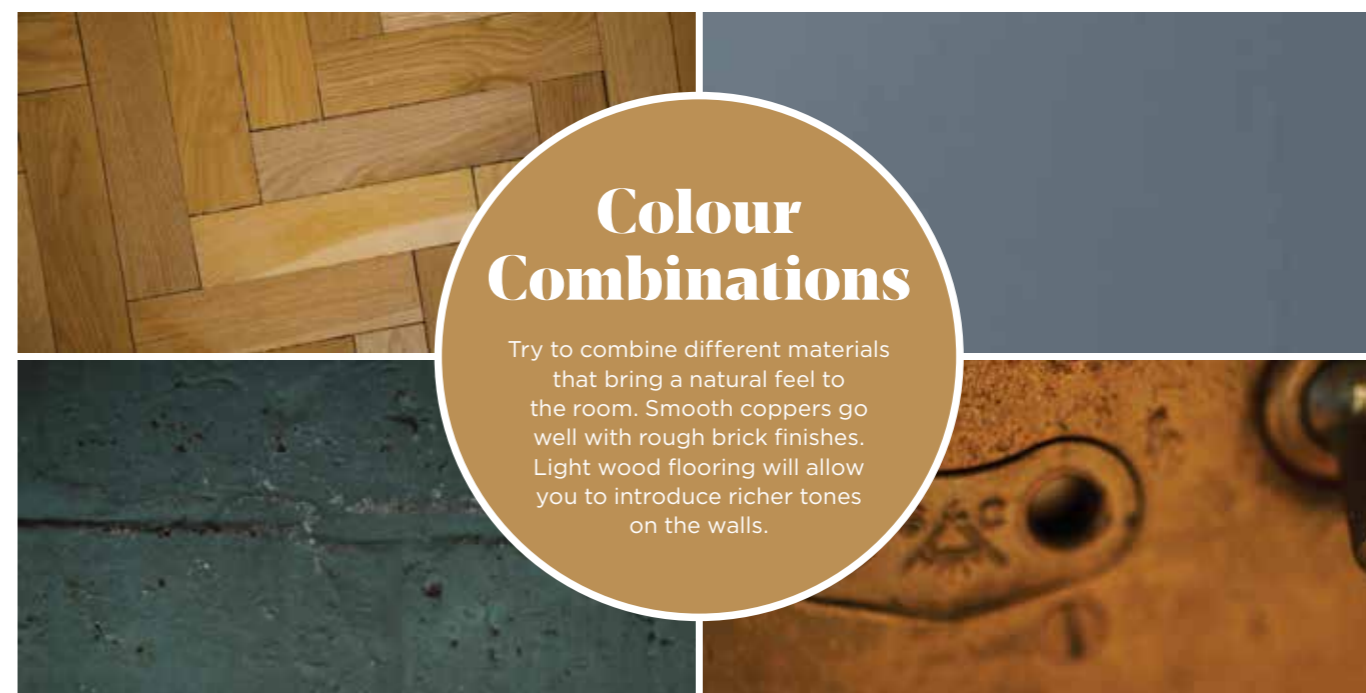
Monument Grey, Dulux
diy.com



Solid Wood Parquet Flooring
mckayflooring.co.uk



Warm Pewter, Dulux
diy.com



Colour Combinations

Try to combine different materials that bring a natural feel to the room. Smooth coppers go well with rough brick finishes. Light wood flooring will allow you to introduce richer tones on the walls.

A SENSE OF SCOTLAND

When Janet and Ian Russell started producing soaps and body creams in their kitchen at Home Farm, Arran, little did they know that from these modest beginnings, Arran, Sense of Scotland would go on to become one of Scotland's best loved brands.



Q&A

Nearly 30 years later, their son, Andrew Russell, now Brand Director, talks through how the company has continued to grow while staying true to their roots as a manufacturer of Scottish luxury cosmetics and scented products.

Q. When was the company started?

A. Way back in 1989 by my parents Janet and Ian Russell and we still operate from the same premises today. It all came out of necessity to be honest as they set up a shop to bring in an income and while dealing with tourists who came to the island they realised that people were interested in products made here.

Their first product was Arran mustard - way before toiletries you understand - made at the kitchen table from an old family recipe. The business became quite a success and was sold to Robertson and Baxter which in turn led the way from food to toiletries. My parents admired a few Scottish made products and had the production and packaging know-how to create another quality range of gifts. Arran Aromatics was launched at the Royal Highland show in 1989 and the rest, as they say, is history.



Q. What do you think makes Arran unique?

A. The formulation knowledge formed over the decades. The care and attention we put into our products. And of course, the ingredients which all start with the soft, pure water of Arran. With the re-branding in 2016 of Arran Aromatics to Arran, Sense of Scotland we wanted to expand this message and get across the nature of what we do. Live life unspoiled is our mantra now and it is helping shape everything we do going forward.

Q. What areas of growth are you focusing on?

A. Now that we have completed our rebrand and created over 180 products from scratch the plan is to take Arran all over the world. We are well known in Scotland and although we have been exporting in a small way for over 20 years we want to change all that. Now we want to bring a little piece of Arran to you no matter where you are in the world.

We're also developing a range of Shea butter products that has lead to us working with a charity that ensures the farmers and producers of the raw product get a fair wage for the work they do. There's no point in us sitting here in our unspoiled corner of the world producing quality items if ultimately it's both detrimental to the people who help make it happen and the planet as a whole. If you want to have integrity and have your customers buy into your brand and your products, you have to have an ethical approach or it all means nothing.

Q. Business news or announcements?

A. At long last we are launching our new gifting collection which allows our customers to build gift packs to meet their need. We have a new hand cream formulation based on active ingredients with a Scottish twist such as Sea Buckthorn. An every day luxury that does you good. We're very proud of the end product as it has come out of developing and testing over a dozen versions to come up with the formulation we have today.

Q. What attracted you to work with Carron?

A. At Arran, we're passionate about producing our products here, in Scotland and as Carron do the same, this brings an authenticity and heritage that appeals to us. As a business we design, develop and manufacture in house and Carron do the same. Although we have supplied products to Carron in the past, both companies supply Cameron House on Loch Lomond. When guests stay at the hotel and lie in the bath, both the bath and the toiletries they use tell a story. You're not just going for a bath, you're soaking in Scottish product.

Q. And finally, what are the best Arran products for a long soak?

A. We do bath and shower gels in all our collections although I do have my favourites. For men, the Lochranza range has a great lasting, fragrance and our Bergamot and Ginger range, currently stocked at Cromlix House, is another great choice. Although if I was pushed I'd go for the After the Rain collection. It has been part of our range for years and there's a reason for that. It's a classic and you can't go wrong there.



'Live life unspoiled is our mantra now and it is helping shape everything we do going forward.'



Hectic lives and growing families can make the bathroom one of the busiest rooms in the house. Here are our tips on getting the most out of yours.

**TOP 5
TIPS FOR**

Showering Bathrooms



Illustrations by
Marcus Marritt

01

Power up

If your showerbath or cubicle is going to be a busy place, getting the best shower you can afford could turn an everyday chore into a treat. Rather than buying a shower system with lots of features and add-ons, put your budget towards a reliable model that can deliver reliable, hot water at a high pressure. It may seem like a luxury but if the water pressure is high, jobs like rinsing shampoo out of long hair will be much quicker. A mixer shower, with the hot water fed from a combi-boiler, will deliver the highest pressure. If that isn't an option, make sure you buy an electric shower with the highest kilowatt rating you can afford, as this will ensure better water flow.

02

Double up

The more you add to your bathroom to make it easier for lots of people to use, the less space you have. Some additions, however, are worth sacrificing floor space for. Two sinks and mirrors to match can be a godsend for busy households. Missed trains in the morning and queues at night could be a thing of the past if teeth brushing and face washing can be done in tandem!

03

The best of both worlds

As not every bathroom can accommodate a separate shower cubicle, a showerbath is an ideal option. With a dedicated showering area you can have a comfortable shower when you need one all the while having a full bath, especially handy when bathing small children. And should mum and dad ever get time to themselves, the showerbath can still guarantee a long, luxurious soak.

“Busy bathrooms need a family that works together and appliances that work hard.”

04


Keep it tidy

The more people that use a bathroom, the more toiletries the room will attract. Making sure you have adequate storage will help reduce clutter and help the bathroom run more efficiently. Under-sink vanity units can be divided with storage boxes to allow everyone their own dedicated space, hopefully keeping the majority of the mess out of sight.

05

Two for one

If your bathroom is going to be working hard, then all the appliances and furniture need to do the same. Vanity units support the sink and provide much needed storage without taking up any more space. A heated towel rail does the job of a radiator while also providing somewhere to hang these wet towels and a showerbath does the job of shower cubicle and bath all in one.



Product Range

What makes the Carron Bathrooms Product Range unique is the vast range of bath options available. Every one built then finished by hand to reach our highest levels of quality and conformity.

And we constantly listen to you, our people in the trade. This way we can continue to expand our range to not only feature new bath designs and concepts, but also size options for each range.

Every bathroom fit-out is unique and we aim to ensure you have the right bath to meet your customers needs.

Rectangular Baths



Alpha

LENGTH X WIDTH	HEIGHT	DEPTH	CAPACITY
1700 x 700mm	515mm	400mm	160 Litres
1700 x 750mm	540mm	425mm	175 Litres
1800 x 800mm	540mm	440mm	220 Litres



Apex

FEATURES:

LENGTH X WIDTH	HEIGHT	DEPTH	CAPACITY
1700 x 800mm	540mm	430mm	210 Litres



Arc

FEATURES:

LENGTH X WIDTH	HEIGHT	DEPTH	CAPACITY
1500 x 700mm	515mm	400mm	150 Litres
1700 x 700mm	515mm	400mm	172 Litres
1700 x 750mm	540mm	420mm	195 Litres



Arc Duo

LENGTH X WIDTH	HEIGHT	DEPTH	CAPACITY
1700 x 750mm	540mm	420mm	190 Litres
1800 x 800mm	540mm	430mm	210 Litres



Axis

FEATURES:

LENGTH X WIDTH	HEIGHT	DEPTH	CAPACITY
1500 x 700mm	430mm	345mm	131 Litres
1600 x 700mm	430mm	345mm	138 Litres
1700 x 700mm	430mm	345mm	145 Litres



Britannia

FEATURES:

LENGTH X WIDTH	HEIGHT	DEPTH	CAPACITY
1700 x 700mm	515mm	370mm	155 Litres
1700 x 750mm	540mm	460mm	210 Litres
1800 x 800mm	540mm	430mm	245 Litres



Camden

FEATURES:

LENGTH X WIDTH	HEIGHT	DEPTH	CAPACITY
1600 x 700mm	515mm	405mm	192 Litres
1650 x 700mm	515mm	400mm	200 Litres
1700 x 700mm	515mm	405mm	209 Litres



Delta

FEATURES:

LENGTH X WIDTH	HEIGHT	DEPTH	CAPACITY
1400 x 700mm	515mm	410mm	142 Litres
1500 x 700mm	515mm	410mm	152 Litres
1600 x 700mm	515mm	410mm	162 Litres
1650 x 700mm	515mm	410mm	167 Litres
1675 x 700mm	515mm	410mm	170 Litres
1700 x 700mm	515mm	410mm	170 Litres



Echelon (inc filler)

LENGTH X WIDTH	HEIGHT	DEPTH	CAPACITY
1700 x 750mm	540mm	420mm	209 Litres
1800 x 800mm	540mm	440mm	230 Litres




Equation

LENGTH X WIDTH	HEIGHT	DEPTH	CAPACITY
1700 x 750mm	540mm	420mm	205 Litres
1800 x 800mm	540mm	430mm	233 Litres



Equity

LENGTH X WIDTH	HEIGHT	DEPTH	CAPACITY
1700 x 750mm	540mm	420mm	204 Litres
1800 x 800mm	540mm	440mm	225 Litres



Haiku

LENGTH X WIDTH	HEIGHT	DEPTH	CAPACITY
1700 x 800mm	540mm	450mm	220 Litres
1800 x 800mm	540mm	450mm	230 Litres
1800 x 900mm	540mm	450mm	290 Litres



Highgate Duo

FEATURES:

LENGTH X WIDTH	HEIGHT	DEPTH	CAPACITY
1700 x 750mm	540mm	430mm	210 Litres
1800 x 800mm	540mm	430mm	264 Litres



Highgate SE

FEATURES:

LENGTH X WIDTH	HEIGHT	DEPTH	CAPACITY
1700 x 750mm	540mm	420mm	216 Litres
1800 x 800mm	540mm	430mm	268 Litres



Index

FEATURES:

LENGTH X WIDTH	HEIGHT	DEPTH	CAPACITY
1700 x 750mm	540mm	430mm	195 Litres




Imperial TG

FEATURES:

LENGTH X WIDTH	HEIGHT	DEPTH	CAPACITY
1400 x 700mm	515mm	400mm	135 Litres
1500 x 700mm	515mm	400mm	145 Litres
1600 x 700mm	515mm	400mm	162 Litres
1675 x 700mm	515mm	400mm	180 Litres
1700 x 700mm	515mm	400mm	180 Litres
1800 x 750mm	540mm	420mm	210 Litres

Rectangular Baths



Linea

LENGTH X WIDTH	HEIGHT	DEPTH	CAPACITY
1900 x 900mm	570mm	460mm	345 Litres



Mistral

LENGTH X WIDTH	HEIGHT	DEPTH	CAPACITY
1800 x 700-900mm	570mm	480mm	330 Litres



Matrix

FEATURES:

LENGTH X WIDTH	HEIGHT	DEPTH	CAPACITY
1500 x 700mm	515mm	345mm	131 Litres
1600 x 700mm	515mm	345mm	138 Litres
1700 x 700mm	515mm	345mm	145 Litres



Profile

FEATURES:

LENGTH X WIDTH	HEIGHT	DEPTH	CAPACITY
1500 x 700mm	515mm	400mm	190 Litres
1600 x 700mm	515mm	400mm	204 Litres
1700 x 700mm	515mm	400mm	218 Litres
1700 x 750mm	540mm	430mm	257 Litres



Profile Duo

FEATURES:

LENGTH X WIDTH	HEIGHT	DEPTH	CAPACITY
1600 x 700mm	515mm	410mm	188 Litres
1650 x 700mm	515mm	410mm	196 Litres
1700 x 700mm	515mm	410mm	205 Litres
1700 x 750mm	540mm	410mm	230 Litres



Quantum Duo

FEATURES:

LENGTH X WIDTH	HEIGHT	DEPTH	CAPACITY
1700 x 700mm	515mm	410mm	165 Litres
1700 x 750mm	540mm	430mm	190 Litres
1700 x 800mm	540mm	440mm	200 Litres
1800 x 800mm	540mm	440mm	230 Litres
1900 x 900mm	570mm	450mm	350 Litres



Quantum Integra

FEATURES:

LENGTH X WIDTH	HEIGHT	DEPTH	CAPACITY
1500 x 700mm	515mm	410mm	198 Litres
1600 x 700mm	515mm	410mm	213 Litres
1650 x 700mm	515mm	410mm	216 Litres
1700 x 700mm	515mm	410mm	228 Litres
1700 x 750mm	540mm	430mm	240 Litres
1700 x 800mm	540mm	440mm	267 Litres
1800 x 800mm	540mm	440mm	285 Litres



Quantum Integra Eco

FEATURES:

LENGTH X WIDTH	HEIGHT	DEPTH	CAPACITY
1500 x 700mm	430mm	345mm	152 Litres
1500 x 700mm	515mm	345mm	152 Litres
1600 x 700mm	430mm	345mm	165 Litres
1600 x 700mm	515mm	345mm	165 Litres
1700 x 700mm	430mm	345mm	174 Litres
1700 x 700mm	515mm	345mm	174 Litres



Quantum Spacesaver

FEATURES:

LENGTH X WIDTH	HEIGHT	DEPTH	CAPACITY
1700 x 400-750mm	540mm	420mm	211 Litres

Available in right hand or left hand. Right hand shown.



Quantum SE

FEATURES:

LENGTH X WIDTH	HEIGHT	DEPTH	CAPACITY
1500 x 700mm	515mm	410mm	198 Litres
1600 x 700mm	515mm	410mm	213 Litres
1600 x 800mm	540mm	430mm	247 Litres
1700 x 700mm	515mm	410mm	228 Litres
1700 x 750mm	540mm	430mm	240 Litres
1700 x 800mm	540mm	440mm	267 Litres



Status

FEATURES:

LENGTH X WIDTH	HEIGHT	DEPTH	CAPACITY
1600 x 725mm	540mm	425mm	197 Litres
1700 x 725mm	540mm	425mm	205 Litres
1700 x 800mm	540mm	450mm	250 Litres

Available in right hand or left hand. Right hand shown.



Sigma

FEATURES:

LENGTH X WIDTH	HEIGHT	DEPTH	CAPACITY
1600 x 750mm	540mm	420mm	175 Litres
1700 x 750mm	540mm	440mm	195 Litres
1700 x 800mm	540mm	450mm	220 Litres
1800 x 800mm	540mm	450mm	240 Litres
1900 x 900mm	570mm	460mm	350 Litres



Swallow TG

FEATURES:

LENGTH X WIDTH	HEIGHT	DEPTH	CAPACITY
1700 x 700mm	515mm	370mm	182 Litres
1800 x 700mm	540mm	365mm	185 Litres



Urban

FEATURES:

LENGTH X WIDTH	HEIGHT	DEPTH	CAPACITY
1700 x 725mm	540mm	410mm	224 Litres



Urban Sitbath

LENGTH X WIDTH	HEIGHT	DEPTH	CAPACITY
1250 x 725mm	540mm	450mm	155 Litres

Depth at deepest point.

Showerbaths



Arc

FEATURES:

LENGTH X WIDTH	HEIGHT	DEPTH	CAPACITY
1700 x 700-850mm	540mm	430mm	250 Litres

Available in right hand or left hand. Left hand shown.



Aspect

FEATURES:

LENGTH X WIDTH	HEIGHT	DEPTH	CAPACITY
1700 x 700-800mm	430mm	345mm	190 Litres

Available in right hand or left hand. Left hand shown.



Delta

FEATURES:

LENGTH X WIDTH	HEIGHT	DEPTH	CAPACITY
1600 x 700-800mm	540mm	410mm	210 Litres
1700 x 700-800mm	540mm	420mm	230 Litres

Available in right hand or left hand. Left hand shown.



Highgate Showerbath

FEATURES:

LENGTH X WIDTH	HEIGHT	DEPTH	CAPACITY
1700 x 750-900mm	540mm	430mm	272 Litres

Available in right hand or left hand. Left hand shown.

New Bath



Profile Showerbath

FEATURES:

LENGTH X WIDTH	HEIGHT	DEPTH	CAPACITY
1500 x 900mm	540mm	440mm	241 Litres

Available in right hand or left hand. Left hand shown. Not suitable to be recessed.



Quantum

FEATURES:

LENGTH X WIDTH	HEIGHT	DEPTH	CAPACITY
1500 x 700-850mm	540mm	420mm	229 Litres
1600 x 700-850mm	540mm	420mm	250 Litres
1700 x 700-850mm	540mm	420mm	265 Litres

Available in right hand or left hand. Left hand shown.



Status Showerbath

FEATURES:

LENGTH X WIDTH	HEIGHT	DEPTH	CAPACITY
1550 x 850mm	540mm	450mm	262 Litres

Available in right hand or left hand. Right hand shown.



Sigma

FEATURES:

LENGTH X WIDTH	HEIGHT	DEPTH	CAPACITY
1800 x 750-900mm	540mm	450mm	265 Litres

Available in right hand or left hand. Left hand shown.



Urban Compact

FEATURES:

LENGTH X WIDTH	HEIGHT	DEPTH	CAPACITY
1500 x 750-900mm	540mm	420mm	228 Litres

Available in right hand or left hand. Left hand shown.



Urban

FEATURES:

LENGTH X WIDTH	HEIGHT	DEPTH	CAPACITY
1700 x 750-900mm	540mm	420mm	260 Litres

Available in right hand or left hand. Left hand shown.



Urban edge

FEATURES:

LENGTH X WIDTH	HEIGHT	DEPTH	CAPACITY
1575 x 700-850mm	540mm	420mm	225 Litres
1675 x 700-850mm	540mm	420mm	245 Litres

Available in right hand or left hand. Left hand shown.



Urban swing

FEATURES:

LENGTH X WIDTH	HEIGHT	DEPTH	CAPACITY
1575 x 850mm	540mm	420mm	225 Litres

Available in right hand or left hand. Left hand shown.

Freestanding Baths



Ascoli

LENGTH X WIDTH HEIGHT DEPTH CAPACITY
1700 x 750mm 650mm 480mm 247 Litres

Inset option available.



Celsius

LENGTH X WIDTH HEIGHT DEPTH CAPACITY
1910 x 910mm 610mm 450mm 330 Litres

Includes Filler.



Elysee

LENGTH X WIDTH HEIGHT DEPTH CAPACITY
1800 x 900mm 650mm 480mm 330 Litres

Inset option available.



Halcyon D

LENGTH X WIDTH HEIGHT DEPTH CAPACITY
1750 x 800mm 540mm 450mm 253 Litres

Features: Back to Wall, Detachable Panel



Halcyon Oval

LENGTH X WIDTH HEIGHT DEPTH CAPACITY
1750 x 800mm 610mm 450mm 270 Litres

Inset option available.



Halcyon Square

LENGTH X WIDTH HEIGHT DEPTH CAPACITY
1750 x 800mm 600mm 440mm 286 Litres

Inset option available.



Highgate Freestanding

LENGTH X WIDTH HEIGHT DEPTH CAPACITY
1750 x 800mm 620mm 440mm 265 Litres

Inset option available.



Paradigm

LENGTH X WIDTH HEIGHT DEPTH CAPACITY
1550 x 850mm 620-660mm 480mm 238 Litres

Inset option available.

Bath Features Key

Baths arranged alphabetically by family. All dimensions shown are in millimetres and capacity in litres.

- Suitable for Showering
- Handgrip option available
- Water saver
- Ease of access

Grip Options


Chrome handgrips available on rectangular baths with the Handgrip icon . Please order using appropriate product code.



CCG-1 Chrome Handgrip
Delta, Sigma

CCG-2 Chrome Handgrip
Axis, Matrix, Index, Apex, Arc

Corner Baths



Centennial

LENGTH X WIDTH HEIGHT DEPTH CAPACITY
1500 x 1500mm 570mm 495mm 407 Litres


Inset option available.



Dove

LENGTH X WIDTH HEIGHT DEPTH CAPACITY
1550 x 950mm 540mm 400mm 190 Litres

Available in right hand or left hand. Left hand shown.



Monarch

LENGTH X WIDTH HEIGHT DEPTH CAPACITY
1300 x 1300mm 540mm 400mm 235 Litres

Available in right hand or left hand. Left hand shown.



Omega

LENGTH X WIDTH HEIGHT DEPTH CAPACITY
1700 x 1000mm 540mm 445mm 255 Litres

Available in right hand or left hand. Left hand shown.



Oriole

LENGTH X WIDTH HEIGHT DEPTH CAPACITY
1200 x 1200mm 540mm 400mm 190 Litres

Inset option available.



Tranquility

LENGTH X WIDTH HEIGHT DEPTH CAPACITY
1300 x 1300mm 540mm 450mm 295 Litres

Inset option available.

Celsius Range



Celsius

FEATURES:

LENGTH X WIDTH HEIGHT DEPTH CAPACITY
1700 x 700mm 540mm 430mm 265 Litres
1700 x 750mm 540mm 450mm 275 Litres

Available in right hand or left hand. Right hand shown.



Celsius 1800

LENGTH X WIDTH HEIGHT DEPTH CAPACITY
1800 x 800mm 540mm 450mm 300 Litres

Inset option available.



Celsius Duo

LENGTH X WIDTH HEIGHT DEPTH CAPACITY
2000 x 1400mm 570mm 480mm 560 Litres

Inset option available.



Celsius Oval

LENGTH X WIDTH HEIGHT DEPTH CAPACITY
1900 x 1000mm 570mm 470mm 320 Litres

Inset option available.



Celsius Showerbath

FEATURES:

LENGTH X WIDTH HEIGHT DEPTH CAPACITY
1700 x 750-900mm 540mm 450mm 305 Litres

Available in right hand or left hand. Left hand shown.

PRODUCT FOCUS:

APOTHECARY RANGE

FROM ARRAN, SENSE OF SCOTLAND

Aloe Vera: Hand Wash

300ML

Contains a gentle cleansing action that purifies without stripping the body's natural oils.

Aloe Vera: Soap

300G

Triple milled, vegetable oil-based Aloe Vera soap.

Aloe Vera: Body Lotion

200ML

This absorbent formulation is enhanced with shea butter and beeswax to naturally moisturise and promote silken skin.

Aloe Vera: Bath & Shower Gel

300ML

Specially formulated to fragrantly cleanse and refresh from head to toe, whilst retaining the skin's natural oils.



Arran, Sense of Scotland have been producing cosmetics and toiletries for almost 30 years. Still based in Arran, Scotland, their sustainable, ethical approach to manufacturing and unique range of products have ensured a following that reaches around the world.

A true heritage collection, Arran Apothecary is inspired by ancient crafts of the alchemist. Tried and trusted remedies that prescribe the antidote to modern living.

Aloe Vera extract is known for its anti-inflammatory properties, soothes the skin, and provides outstanding nourishment and moisturising properties.

*A selection of products from the **Apothecary Range** are available as a free gift when you purchase a bath from our new **Highgate range** (p16).*



“Highgate had to be bold. Not for the sake of it, but to provide a real alternative to the subtle styling of so many modern baths. Art Deco is timeless and Highgate had to be the same.”

 carron

THE NAME FOR BATHS

